


# The world is a fine place, and worth fighting for.

Ernest Hemingway



# 33 Years Uni Sapon



- 04 History
- 06 Not every stain needs its own cleaner
- 08 Mix-it-yourself concentrates
- 10 The Uni Sapon „zero waste concept“
- 12 We care a lot for animal protection
- 13 Proven quality
- 14 Effective microorganisms
- 16 Product overview
- 18 All-purpose cleaner
- 20 Limescale remover
- 22 Degreaser
- 24 Surface power cleaner
- 26 Washing-up liquid
- 28 Micro-fibre towels
- 30 Washing concentrate
- 32 Oxygen bleach
- 34 Sportswear wash concentrate
- 36 Universal paste
- 38 Wood balsam
- 40 Leather balsam
- 42 Recipes and ideas for the use of Uni Sapon products



# History



**1979:** Franz Reichart starts doing research and experiments. Eventually, in his own cellar, he develops his first „universal“ soap (=Uni Sapon), he then sells house-to-house. **1984:** After having successfully increased his range of goods, Uni Sapon is founded. **1986:** Several supermarkets and drugstores in Vorarlberg start selling Uni Sapon products. Meanwhile, more than 30 refill stations are in use. Also, in hotel business and catering the products are becoming extremely popular. **1989:** The Austrian Broadcasting Corporation invites Franz Reichart into the studio, led by Walter Schijok, which helps Uni Sapon become successful all over Austria. Franz Reichart gives numerous discourses on cleaning, already emphasizing the topic of waste prevention, and warns „that one day we might suffocate from our plastic waste“, which are visited by thousands of people and make him the „Austrian eco-pioneer“. At the same time, the company opens a second branch as contract manufacturer for renowned trading companies in Austria and abroad. **1990:** His long-time interest in aroma therapy becomes his new passion. Again, he starts doing intensive research. **1992:** His pioneer function in the area of eco-cleaning is honoured with the innovation price „People that move things“. Further, he founds another company together with a partner and mainly dedicates himself to create essence mixtures from essential oils and natural cosmetics. His wife Marlies takes over the responsibility of Uni Sapon. **1998:** Further contract manufacturer orders follow and Uni Sapon becomes more and more a white label producer. Its own brand fades into the background. **2009:** After the death of Franz Reichart, his daughter Marion continues the parental enterprise. She clearly focuses on the home brand, and by launching a modern and fresh company re-make she brings Uni Sapon back to life! **2011:** Meanwhile, Uni Sapon products are sold in diverse supermarket chains, organic grocery shops and health food shops in the German-speaking region. The IMO certification (Swiss organic foundation) opens the way into the International organic scene. **2013:** Relocation to a new, bigger operational facility! **2014:** UNI SAPON turns 30 years!

# Not every stain needs its own cleaner.



If you look at a cleaners' shelves in the supermarket or watch cleaning ads on TV, one could suppose that each little tiny squaremetre of our household needs a proper cleaner. But is this really true?

We clearly say NO! Back at the times of our grandparents, only a handful of products were available: something for the window, something for the wooden floors, a limescale remover and a surface power cleaner – this is exactly what we have adopted as our role-model. Our four cleaners (all-purpose cleaner, limescale remover, soft-soap and surface power cleaner) are perfectly combinable in a modular system and dilutable after the syrup-principle. In consequence, you need less space in your cupboard, carry less bottles back home and finally save a lot of money.

# Mix-it-yourself concentrates



For almost 30 years, we have been constantly criticized for how unpractical it is to mix the cleaners yourself. One should offer the ready-made product because the customer wants it like this.

But does the customer really want this?


Does the customer really want to throw away a bottle of plastic every few weeks?

Does the customer really want to pay a lot of money for a plastic bottle full of water and little active ingredient?

Does the customer really want that thousands of trucks drive frequent our highways, consuming fossil fuels and producing CO<sub>2</sub>, to transport bottled water?

Our experience shows that more and more clients do NOT want that! Our cleaners are offered as concentrates, combined with empty spray bottles, for diluting. The water being necessary, we all have at home, why then move it around? If, for example, the all-purpose cleaner is properly mixed, it results in 125 spray-bottles of ready-made rinsing solution from one bottle of concentrate. So remember how many plastic bottles would not end up in the trash, how many trucks would not consume fossil fuels – and not least – the amount of money that would be saved – it's worth checking!

# The Uni Sapon „zero waste concept“



From only one bottle of concentrate you can mix, by adding water, several spray-bottles with ready-made rinsing solution.

1

The concentrate is empty.

2

You have a refill-station nearby? Then you can have your bottle refilled there.

A

You do not have a refill-station nearby? Then you can contact us or your trader directly for a 3-litre refill-pack and maybe share it with your mother, sister, uncle, neighbour,...Finally, you can wash the empty canister or bucket and return it to us. We will refill it again.

B

The trader/operator of the refill-station returns the empty refill-canister to us and we refill it again.

A

zero waste

3

# The protection of animals is close to our hearts




Especially in the cleaning business, animal experiments play an important and horrible role. But we do very much care for the protection of animals! It is self-evident for us that Uni Sapon has never conducted or ordered animal experiments. The animal rights organisation animal.fair recommends our product range in their shopping guide, and in numerous blogs on animal protection we are laudably alluded.

Apart from our leather and wood balsam, all our products are vegan.



# Certified quality



Already since 1984, Uni Sapon has only used environmentally compatible raw materials and at the same time, has put a lot of emphasis on waste prevention – which has made our company founder Franz an absolute pioneer! Meanwhile, our commitment has been verified by an independent, professional authority and we have received the International approved certification by ECO CERT Greenlife according to the ECO CERT standard. Also the shopping guide of the Austrian environmental consulting, as well as Greenpeace, recommend Uni Sapon.

# Effective microorganisms



Effective microorganisms, in brief EM, are a development of the agronomist Prof. Dr. Teruo Higa from Okinawa/Japan. On the one hand, the particularity of these little marvels lies in their strongly anti-oxidative qualities, on the other hand in their intensive self-oscillation. Our production manager and EM-expert Peter has developed a proper method, where our raw materials are fermented with EM. Further, we do add activated EM, as well as EM ceramic powder to all our products and vitalize our water in all our operation units with the EM-items after Viktor Schaubberger.



# Product overview

---

## Cleaning products

---

### **ALL-PURPOSE CLEANER PAGE 18**

For all smooth and shiny surfaces (windows, mirrors, tiles, varnished wooden floors, tile floors, vinyl floors, inside & outside cleaning of cars,...)

### **LIMESCALE REMOVER PAGE 20**

For hygienic cleanliness in the sanitary area (toilet, bath tub, sinks, tiles, shower walls,...)

For a non-toxic decalcification of all electric appliances (coffee machines, electric kettles, steam ironers, washing machines, dishwashers,...)

### **DEGREASER PAGE 22**

(=genuine soft soap) For the kitchen (oven, extractor fan, grill, iron skillet, burned leftovers in pots,...)

for the cleaning of rough, absorbent materials (oiled parquet floors, natural wood floors, terracotta, slate, cork, carpets, upholstery,...)

---

### **SURFACE POWER CLEANER PAGE 24**

For an intensive, mechanical cleaning of chrome steel (sinks, extractor fans, kitchen shelves, drawers,...)

Ideal for ceramic stove tops (scratch-free!)

In general, for all „hardship cases“ (alloy wheels, window frames, garden furniture,...)

### **WASHING-UP LIQUID PAGE 26**

For gentle dishwashing by hand

pH-neutral, also suitable as a mild hand soap

---

---

## Micro-fibre towels

---

Frotee towel green  
Window towel blue **PAGE 28**  
Sanitary towel yellow

---

## Laundry detergents

---

### **WASH CONCENTRATE PAGE 30**

Especially mild and gentle to the skin, suitable for any kind of laundry (30C-95C/86F-203F, also hand laundry, even for wool and delicates,...)

### **OXYGEN BLEACH PAGE 32**

As an additive to the wash concentrate for white laundry (preventing grey discolouration)

### **SPORT WASH CONCENTRATE PAGE 34**

Ideal for functional textiles, as well as all synthetic fibres in general (hoisery and broidery)

---

---

## Care products

---

### **UNIVERSAL PASTE PAGE 36**

The emergency helper for stubborn stains on hands and feet (tar, paint, varnish, lubricants, hair colours, soot,...)

for smooth leather cleaning

For intensive cleaning of resistant materials

### **WOOD BALSAM PAGE 38**

Nourishes and protects all impregnated wooden surfaces (cupboards, tables, doors, walls,...)

### **LEATHER BALSAM PAGE 40**

For all smooth leather utensils (shoes, bags, couches, chairs, riding gear, motor cycle gear, car seats,...)

Also nourishes bare, untreated wood and natural stone

---

---

## AREAS OF USAGE

Ideal for all smooth, shiny surfaces (windows, mirrors, tables, floors, doors,...)

Inside & outside cleaning of the car,...

---

## DOSAGE

The enclosed pump allows an economic and deliberate dosage of the product.

1 x pumping = 2 ml!

For an economic housecleaning, we recommend the spray method. For the water-mix, we support you with our spray bottles („All-purpose spray“) with exact dosage instructions.

---

## ALL-PURPOSE SPRAY

light spots: 2-4 ml in 0,5l of water

extensive spots: 6-10 ml in 0,5l of water

---

## CLEANING BUCKET

According to the degree of staining: 6-10 ml in 10 litres water

---



---

## IMPORTANT

This product is highly concentrated. A higher dosage than the one recommended by us, does not affect the results („better cleaning“), but involves strong foaming, which subsequently leads to a high use of water for rinsing. Please, use sparingly!

Please, rinse the spray bottle out regularly before refilling it. The product does not contain any preservatives, any kind of leftover might go bad.



## All-purpose cleaner

**Ecologic undiluted cleaning agent with unadulterated essential oils, is especially productive for all smooth, shiny surfaces. Mild, pure and herbal detergent raw materials ensure a powerful but skin-protecting cleaning. Premium essential oils, above all orange oil, optimize the dirt-removing qualities, while they also have a positive effect on the human mood and state of mind.**



0,5 litres of Uni Sapon All-purpose cleaner result in up to 125 bottles of ready-made rinsing solution.

---

---

## AREAS OF USAGE

for hygienic cleanliness in the sanitary area (toilet, bath tub, sink, tiles, shower walls,...)

for a non-toxic decalcification of electrical appliances (coffee machines, electrical kettles, steam ironers, washing machines, dish washers,...)

---

## DOSAGE

For an economic housecleaning, we recommend the spray method. For the water-mix, we support you with our spray bottles („anti-lime-spray“) with exact dosage instructions.

---

## ANTI-LIME-SPRAY

light lime traces: 2-4 tea spoons for 0,5l water (we recommend to add 4ml all-purpose cleaner), shake shortly!

extensive lime traces: 4-6 tea spoons for 0,5l water (we recommend to add 4ml all-purpose cleaner), shake shortly!

For an intensive cleaning of the toilet, leave about 3 table spoons of descaler in the toilet bowl overnight. In the following morning, even the most stubborn spots can be removed with the brush.

---



---

## IMPORTANT

Please notice, that the natural fruit acids should not be applied to marble or other acid-sensitive areas! In case of doubt, do a little cleaning test in an unobtrusive area.

Please, rinse the spray bottle out regularly before refilling it. The product does not contain preservatives, any kind of leftover might go bad.

---



0,45 kg of Uni Sapon limescale remover result in up to 30 bottles of ready-made Anti-Lime/Sanitary spray.

---



## Limescale remover

**Premium fruit acids, such as citric acid, tartaric acid and lactic acid (of vegetable origin) provide for an effective and non-toxic lime removal! Although we definitely deal with natural food here, the limescale remover is as strong as chemical dissolvers, although it does not have any negative side effects on the environment.**

## AREAS OF USAGE

For the kitchen (oven, extractor fan, grill, iron skillet, burned leftovers in pots,...)

for the cleaning of rough, absorbent materials (oiled parquet floors, natural wood floors, terracotta, slate, cork, carpets, upholstery,...). Due to the natural oil replenishment of the soft soap, the floors maintain a resistant protective film.

for stubborn stains in textiles (carpets, upholstered furniture, collar stains, grass stains,...)

toxic-free aphid spray

## DOSAGE

The enclosed pump allows an economic and deliberate dosage of the product.

1 x pumping = 2 ml!

For an economic housecleaning, we support you with our spray bottles („Degreaser spray“) with exact dosage instructions.

### DEGREASER SPRAY

Normal stains: 10-20 ml in 0,5l of water

Stubborn stains: Apply the degreaser undiluted, let it soak, subsequently clean it thoroughly and rinse it with water; if necessary repeat the process.

### CLEANING BUCKET

According to the degree of staining: 20-30 ml in 10 litres water


## RECOMMENDATIONS

The longer you let the Degreaser soak, the less power you need for the subsequent cleaning!

For a non-toxic aphid spray, dilute the degreaser with water 1:30 and spray the afflicted plants every 2-3 days (don't forget the bottom). Do not spray the plants in direct sunlight!

Burnt food in pans and gratin dishes can be cleaned effortlessly, if you fill the pan/dish with hot water and add 3-4 pumps of Degreaser. After about an hour of soaking, you can clean the pan/dish easily. That also applies for bottles and glasses, which were filled with oil, grease, chocolate spread, etc.

Please, rinse the spray bottle out regularly before refilling it. The product does not contain any preservatives, any kind of left-over might go bad.



0,5 litres of Uni Sapon Degreaser result in up to 25 bottles of ready-made rinsing solution.



## Degreaser

**THE true allrounder for all rough, absorbent surfaces. Natural soft soap is the basic ingredient of this skin-friendly cleaner, which can be quickly and easily biologically recycled in/by nature. The Uni Sapon degreaser is completely harmless for man and nature, but still puts an end to stubborn stains and spots around.**

---

## AREAS OF USAGE

For the intensive cleaning of chrome steel (washbassins, fume hoods, kitchen racks, drawers,...)

Ideal for ceran stoves (scratch-free!)

Generally, for „hardship cases“ (alloy wheels, window frames, garden furniture, coffeespots in cups, discolourations of sports shoes, machine cases,...)

---

## USE

Clean with circling movements. Rinse with clear water and rub it dry. Apply the surface power cleaner with a wet microfibre towel or sponge, and clean the desired area

---

## IMPORTANT

Concerning highly sensitive areas, as acrylic coverings or car paint, do a little cleaning test in an unobtrusive area.

---

## RECOMMENDATIONS

Decades ago, our clients have found out about the great cleaning effect of our surface power cleaner on their third teeth and still recommend it.

Produced with EM-X<sup>®</sup> ceramic powder.



## Surface power cleaner

**A mechanical cleaning product, which can be used everywhere, where other detergents fail. The ultra-fine abrasives do not leave any scratch marks on the treated areas, but do brightly polish plain surfaces. Plant raw-materials, as well as natural essential oils, complete the product and optimize the cleaning result.**

---

Due to a special dry process, our surface power cleaner equals about 15 bottles of conventional scrubbing milk, or powder.

---

---

#### AREA OF USAGE

---

For a gentle dish-washing by hand

---

Ph – neutral, also suitable as a mild hand soap

---



---

#### DOSAGE

---

The enclosed pump allows an economic and deliberate dosage of the product.

---

1 x pump = 2 ml!

---

According to the grade of staining of the dishes, you can add up to 10 ml of washing-up liquid into the filled sink, if necessary you can also apply 2 ml directly on the sponge. Please consider, that the best cleaning results do not necessarily require an excessive foaming!

---



---

#### IMPORTANT

---

To protect the environment, do not wash the dishes under running water!

---

Please find our recommendations for the usage in dishwashers on page 43.

---

If you have very greasy dishes, we recommend to mix the hand-washing liquid with our degreaser.

---



## Washing-up liquid

This ecologic washing-up liquid cleans with the power of purely herbal wash raw materials. It was especially developed for the effective, but also skin-sensitive hand wash. It cleans dirt and grease residues with apparant ease and leaves a streak-free shine. Due to the special combination of the coco glucosides and pure essential oils, also sensitive people and allergy sufferers can use the product without any problems.

Due to the high quality of the fibres, you will enjoy your Uni Sapon towels for many years. They are very durable and can be washed in the machine between 60C and 95C without any problems.

#### **FROTEE TOWEL GREEN:**

The allrounder-towel for the complete household! You can effectively do your wet cleaning, as well as dry cleaning with the green frotee towel. For kitchen cleaning, we do especially recommend a combination of Uni Sapon Degreaser spray (soft-soap), as well as for internal car cleaning, with Uni Sapon All-purpose spray.

#### **MICRO-FIBRE WINDOW TOWEL BLUE:**

The „blue miracle“ for streak-free cleaning! In combination with the Uni Sapon All-purpose spray, you will bring your windows, as well as all mirrors, glass tables, etc. back to shine.

#### **MICRO-FIBRE SANITARY TOWEL YELLOW:**

The special wave structure allows shiny results in the sanitary area! In combination with Uni Sapon limescale remover, lime and staining is removed carefully and fittings, tiles, shower walls,... shine anew. The colour allocation to the limescale remover helps to separate the towels from other areas.

#### **IMPORTANT**

Please, do not ever wash the towels with fabric softener! The fibres would stick together and its function is massively affected.



## **Micro-fibre towels**

**Micro-fibre products are an ideal complementary for the Uni Sapon cleaning system. Each towel is composed of a vast amount of ultra-fine fibres, which leads to an extremely big surface. Also, in dry state the towels attract all kinds of stain- and dust particles like a magnet, in wet state it has a high absorbancy. This allows an even more economic use of our cleaning products. Regarding the fibre-towels, we also take care about regionality and fair working conditions. Therefore, you will not find any product of our company from low-income countries, but only quality goods „Made in Austria“!**

---

## AREAS OF USAGE

For all washing temperatures (30 C – 95 C)

For any coloured and fine laundry, wool,...

Due to its mild ingredients, even suitable for laundry washed by hand

---

## DOSAGE

The enclosed pump allows an economic and conscious dosage of this product.

1 x pumping = 2 ml

For moderately stained laundry or with reasonably hard water, the dosage of 10 ml wash concentrate is sufficient per washing cycle.

For severely stained laundry or with very hard water, up to 30 ml may be used per washing cycle.

---

## IMPORTANT

As this product is highly concentrated, an excessive dosage may result in excessive foaming within the machine. Therefore, please meet with the indication of quantities!

---

## RECOMMENDATIONS

Stubborn stains may be pretreated with the Uni Sapon degreaser. After that, the laundry can be treated as usual.

Your coloured laundry benefits most, as there are no optical brighteners used, the colours are not bleached at all. However, in order to prevent your white laundry from grey discolourations, we recommend an occasional usage of Uni Sapon Oxygen Bleach.



Depending on the hardness of water, 0,5 litres of Uni Sapon Wash concentrate result in up to 50 washing cycles.



## Wash concentrate

This biodegradable liquid detergent produces excellent laundry results, due to the concentrated herbal essences. Mild wash raw materials are combined with pure essential oils and remove even the most stubborn stains from your laundry without offending your skin. Therefore, this product is well suited even for allergy sufferers and babies. Naturally, we do abstain from using optical brighteners, enzymes, fabric softeners and synthetic fragrances.



---

## AREAS OF USAGE

Additionally, for white laundry and colour-fast coloured clothes for washing. The released active oxygen prevents white laundry from turning grey or yellow, and even can clean existing grey films (curtains, bed linen, towels,...). Also, organic stains, as for example from coffee, tea, fruit, grass, red wine,... can be removed effortlessly and the laundry is disinfected at the same time.

---

## DOSAGE

Add 2 table spoons (25 g) to your washing concentrate compartment. For severely stained laundry, increase the dosage. Stubborn stains can be pretreated with the oxygen bleach, if you apply a little quantity on the moistened stain and let it absorb.

---

## IMPORTANT

The active oxygen is activated at about 50 degrees. Thus, for ideal results you should wash your laundry as hot as possible (the more temperature, the better, but please do revise the carelabel of the clothes!)

---

## RECOMMENDATIONS

Also apt as a supplement for the dish washer, to remove tea or coffee stains.

Stubborn stains on ceramic hobs or in pots (burned milk or similar) may be effortlessly removed, by sprinkling some Oxygen bleach onto it and add some hot water (electric kettle). After that, simply rub it off with a sponge.

It may also be used for moss removal of articles and surfaces.



## Oxygen bleach

This is an ideal complementary for the Wash concentrate. The Uni Sapon Oxygen bleach is made of soda from pure percarbonate, which decomposes during the washing cycle to water, soda and active oxygen. Therefore, it is completely biodegradable, without leaving any alarming residues in your laundry. Unlike conventional bleaching agents, the Uni Sapon Oxygen bleach is free from optical brighteners, synthetic bleaching activators and chlorine.




---

0,5 kg of Uni Sapon Oxygen bleach result in up to 20 washing cycles.

---

---

## AREAS OF USAGE

---

All kinds of sportswear, functional and membrane textiles

---

Lingerie

---

Hosiery

---

Cloth diapers and their covering panty

---



---

## DOSAGE

---

The enclosed pump allows an economic and conscious dosage of this product.

---

1 x pump = 2 ml!

---

According to the grade of staining of your laundry, you can add between 10 ml up to max. 30 ml of the Sportswash concentrate per washing cycle.

---



---

## IMPORTANT

---

This is a concentrate! An excessive dosage can lead to overfoaming in the machine.

---



---

## RECOMMENDATIONS

---

Stubborn stains can be retreated with the Uni Sapon degreaser (real soft-soap). In addition, you can wash the garment in the machine as usual (for cloth diapers we recommend to add Oxygen bleach).

---

Due to the mild formula, you can also wash your laundry manually. The compact 250 ml-bottle is often used for travelling.

---



## Sportswear wash concentrate

Modern functional textiles need special attention regarding their cleaning and care. With this sportswear wash concentrate, the breathability of the micro-fibres, as well as the wind shelter of the membrane textiles are maintained. As it does not leave residues in the laundry, you will be able to enjoy your premium garment for a long time! Due to the special combination of active ingredients, unpleasant odours will be steadily removed from your textiles, without leaving an obtrusive perfume, which specially benefits people with sensitive skin and infants.




---

0,25 litres of Uni Sapon wash concentrate result in 25 washing cycles.

---

---

## AREAS OF USAGE

---

for any stubborn stains on hands and feet (tar, paint, varnish, lubricants, hair colours, soot,...)

for the cleaning of any light coloured leather (chairs, sofas, shoes, bags,...)

suitable also as intensive cleaning paste for all insensitive materials (joints of stone or tile floors)

---

## DOSAGE

---

Due to its high concentration of active agent, a dab of universal paste sufficiently cleans even the dirtiest hands, as it is particularly rich in content. This fact proves advantageous for our environment, as well as for our wallets!

---

## IMPORTANT

---

By consequently waiving any chemical ingredients, as for example emulsifiers, solid particles may separate. Actually, this is a visible sign of naturalness and does not influence the effectiveness of the universal paste at all. If necessary, please stir.

---



---

## RECOMMENDATIONS

---

Unightly colourations near the hairline after the hair dye, can be removed with the universal paste applied with a wet cotton pad.

Yellow tobacco stains can be removed effortlessly with the Uni Sapon universal paste.

Manufactured with EM-X® ceramic powder.

---



## Universal paste

Everybody who often fights heavily stained hands at work, knows how difficult it is to clean them properly and how brittle the skin feels after the usage of conventional products. With the Uni Sapon Hand-wash paste, these problems belong to the past! The gentle raw materials remove dirt effectively without harming your skin. Natural jojoba oil deeply permeates into the layers of skin and nurtures from within. Thus, you do not need to put cream on your hands after washing them and they will still feel soft and supple.

---

#### AREAS OF USAGE

Nourishes and protects all impregnated wooden areas (cupboards, tables, chest of drawers, doors, walls,...and naturally antiques!)

---

#### USAGE

Please, apply some wood balsam onto a soft cotton or cleaning cloth, and rub the desired surfaces carefully. If the wood is especially dry, a second layer may be applied. The treated wood should be checked after a few weeks and can be treated a second time, if necessary. If you dust your wood piece with a little amount of wood balsam once in a while, it maintains the shine and you may enjoy the positive effect of essential oils again and again.

You will achieve the best results on woods, which have previously only been oiled. But of course, you can treat any impregnated or painted furniture without further ado. You will be surprised how easily scratches and water spots can be removed.

---



---

#### IMPORTANT

For especially light woods, like lime wood, as well as any raw, untreated woods, we recommend the Uni Sapon leather balsam instead of the Wood balsam. The natural colouration of the orange oil might possibly cause a slight change in colour.

While treating a large area, please open the windows during and after work, as an overdose of essential oils may cause a neural overstimulation.

---



## Wood balsam

This premium product uniquely combines natural wood care with aroma therapy. Pure jojoba oil, which normally is found in nurturing natural cosmetic products, permeates deeply into the wood and nourishes it from within. Thus, the natural wood pattern is revitalized, allowing your wood furniture to shine in new splendour. As jojoba oil is a wax, seen from the chemical point of view, rancidity is no issue at all. This advantage cannot be found in any other pure plant oil. Natural essential oils spread a comfortable ambience in your living space.

---

## AREAS OF USAGE

For all products made of smooth natural and synthetic leather: sofas, chairs, shoes handbags, suitcases, jackets, trousers, motor cycle gear, car seats, riding gear, belts,...

For raw, untreated materials and oiled wood: cupboards, tables, floors, toys, lunchboxes,...

Also suitable for the surface care of natural stone areas: kitchen counter, stone floors, bathrooms,...

---

## USAGE

Using a cotton cloth or a cellulose sponge, apply some balsam, then apply it sheerly on the desired areas and products. As the product is absorbed immediately and does not leave any lubricating film, you do not need to additionally brush or polish it afterwards. However, for additional shine, especially for shoes, this may be useful.

As Uni Sapon Leather balsam does not have a proper colour itself, it can be applied easily on light coloured leather, as well as on very clear types of wood.

---

## IMPORTANT

Not suitable for the care of wild leather, full-grain leather, as well as structured textile leather.

---



---

## RECOMMENDATIONS

If the leather is stained, you may also clean it with Uni Sapon Degreaser (=genuine soft soap) or with the Uni Sapon universal paste (especially suited for light coloured leather).

As all ingredients comply with the guidelines of natural cosmetic products, you may also nourish rough elbows, heels, hands,...

Very appreciated as skin protection in winter (face, hands,...

---

## NOTE

At the bottom of the can, there is a small ball made of EM-ceramic, which supports the product's durability.



## Leather balsam

With this unique product leather care becomes a great pleasure! Cold pressed jojoba oil and natural lanolin deeply permeate into the leather and leave it with a vibrant shine and smoothness. Biological bees wax and carnauba wax make the leather resistant and protect it against external influences and stains. For our oil component, we exclusively use native jojoba oil, which is the only oil derived from plants that – from the chemical point of view – is a wax and does not become rancid. This way, your leather products will receive the optimal care.

# Here you may find recipes and more ideas how to use Uni Sapon products



**Dishwasher:** Of course we could develop a proper product for the dishwasher! This of course, would mean to have another product and another packaging. This is not necessary! It is much easier to mix the detergent with the already present Uni Sapon products.

This is our recipee suggestion:

„Tab“: Put 6 ml All-purpose cleaner (3 x pump) plus 1 heaped table spoon Oxygen bleach in the tab compartment and close it.

Rinse aid: Fill a 1-litre-bottle with 850 ml of water and add 6 heaped table spoons of limescale remover granules. Shake it shortly and subsequently fill the bottle with 150 ml Schnaps or the „head“ of the destillation, shake again. (Additional recommendation for EM-users: Replace 50 ml of the water with EM-A, then mix it with 800 ml of water and 150 ml Schnaps plus 6 table spoons limescale remover).

Important: The use of regeneration salt is obligatory, as far as it regulates the pH-value and protects the machine. Due to the lack of enzymes, some dishes have to be prewashed (especially with certain greases and milkproducts), but you have the absolute certainty, that you wash your dishes GMO-free (no enzymes) and without toxin!

**Cleaning and care of clear, smooth leather:** Leather sofas in white, creame or ochre, as well as hand bags, shoes or jackets – by and by, our loved pieces have dark discolourations, which need some special cleaning. Our clients recommend the following:

Take out a little bit of Uni Sapon universal paste with a wet (micro-fibre) towel und foam it with the fingers in the towel. Then, clean the stained leather with circled movements, rinse it with clear water and let it dry. Finally, nourish the product with Uni Sapon Leather balsam.

**Around the bathroom:** You can remove lime and dirt effortlessly with our limescale remover/sanitary spray (dosage: to be found on the bottle label). For streak-free shine on tiles, fittings, shower walls, etc... it is important to rinse sufficiently with clear water before you dry the surface – natural fruit acids may leave a lubricating film, which reduces the desired shine.

Mould in joints can be removed the following way:

First, the joints should be treated with limescale remover/sanitary spray, then let it absorb for about 5 minutes. Finally rinse with clear water. Now apply some Uni Sapon surface power cleaner (or hand-wash paste, whatever you have at hand) with a sponge or a little brush and rub out the mould between the joints. Rinse again and let it dry.

Remove mould from shower curtains:

There is a trick, how you can save the work to take down the whole curtain for cleaning the bottom-line dirt: Put a bucket into the shower or bath tub and hang in the shower curtain. Then, add 1-2 table spoons of Oxygen bleach to the water and fill up the bucket with very hot water. Leave it for about 30 minutes and rinse the shower curtain with clear water.

Important general suggestion:

Please, do generally take care to remove the joints from all kind of detergents – no matter, which product you use! The joint sealer between the tiles is produced on lime-basis, and as far as all bath and toilet detergents are concerned, they have the duty to dissolve lime, which might do harm to the joints.

**On washing laundry:** Washing machine producers and also traders, have always advised us not to treat our laundry with liquid detergents but with washing powder. Why is that? The answer is simple: Because powder washing detergents contain bleach. Bleach oxidates, thus keeps the machine clean and prevents it from bad odour. If you only used liquid washing detergent, all kinds of dirt could be deposited in the machine (rests of skin grease, dust, body care products,...), which would develop a nasty odour over the time, and in the last consequence could even harm the machine. Synthetical liquid washing detergents mostly contain such strong scent components, that the residues in the machine are constantly scented as well and the desolate state of the washing machine is not detected over years. But if you work with an intellegent, ecological modular system, which means, you often combine the Oxygen bleach with the liquid washing concentrate, the machine is kept clean, without constantly applying bleach to the coloured laundry.

**We recommend:**

Uni Sapon Washing concentrate:

For all natural fibres (cotton, wool, silk,...) washed by hand up to 95 C. To protect the colours, wash the coloured laundry WITHOUT Oxygen bleach. For white laundry and colourfast textiles, the washing concentrate can always be mixed with the Uni Sapon Oxygen bleach. For white lace lingerie and white cloth diapers, please combine with Oxygen bleach.

Uni Sapon Sportswear washing concentrate:

For all functional textiles and synthetical fibres, use without bleach!

Uni Sapon Oxygen bleach:

Add to white laundry, especially to washing that needs to be boiled and for pretreatment of stains (the higher the washing temperature, the more bleaching as well as cleaning effect. Please, pay attention to the care labels.

**How to clean your garden furniture:** Each year in spring, the garden furniture is taken out of the basement and first needs care and treatment. According to the material, different products are used.

Plastic chairs and tables can be easily freed from dirt and black discolourations with Uni Sapon surface power cleaner. Rinse with clear water and the barbecue season can start.

Wooden banks and tables – unless they are varnished – need some more care.


Therefore, we recommend the following procedure: First of all, stains should be removed with soft-soap water. Add a little bit of Uni Sapon Degreaser to a bucket of water, or use the ready-made Degreaser spray. Remove the dirt with a sponge or towel, do not rinse with clear water and let it dry. Subsequently, abundantly treat your furnishings with the Uni Sapon wood balsam and let it dry. Thus, the wood is nourished and gains a new colour intensity. Finally, „seal“ all surfaces with the Uni Sapon Leather balsam. It protects the wood from wetness and staining (dripping off-effect), also from discolouration by sunlight, as the contained jojoba oil holds a natural sun protection factor.

## Impressum

Responsible for content:  
Uni Sapon GmbH  
Feldkirch  
[www.uni-sapon.com](http://www.uni-sapon.com)


Design:  
Haselwanter Grafik\_und Design  
Dornbirn  
[www.haselwanter.cc](http://www.haselwanter.cc)

Print:  
Druckhaus Gössler  
Dornbirn/Bezau  
[www.druckhaus-goessler.com](http://www.druckhaus-goessler.com)



UZ-LZ 788  
Gedruckt nach den  
Richtlinien des Österreichischen  
Umweltzeichens

---

ClimatePartner   
klimaneutral  
gedruckt

---

Die CO<sub>2</sub>-Emissionen  
dieses Produkts wurden  
durch CO<sub>2</sub>-Emissions-  
zertifikate ausgeglichen.

Zertifikatsnummer:

[www.climatepartner.com](http://www.climatepartner.com)





Uni Sapon GmbH  
Industriepark Runa  
Albert-Schädler-Straße 7  
A - 6800 Feldkirch  
T +43(0)5522 23440  
office@uni-sapon.com  
www.uni-sapon.com

Your Retailer